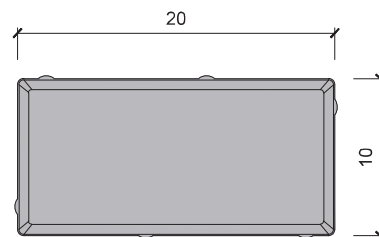
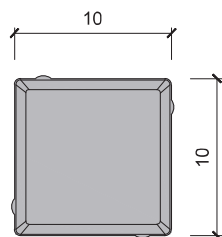



# RETINI - AGGLOMERATI DI CEMENTO

## LINEO 10x10 - 20x10

Disegno 8



MODELLO RETINO DWG/DXF

